
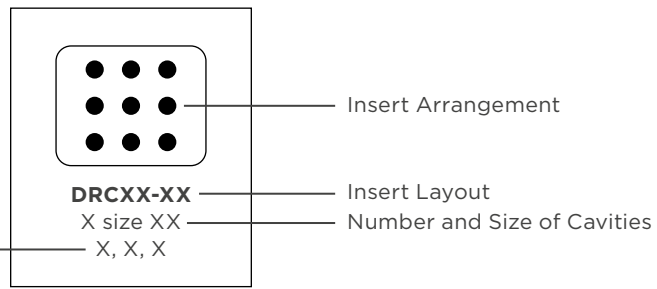



Configurations


Connector Configurations
I = In-line
F = Flange Mount Receptacle
P = PCB Receptacle



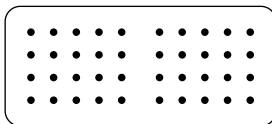
DRC2*-24**
24 size 20
I, F, P




DRC1*-24**
24 size 16
I, F, P




DRC26-38**
34 size 20
4 size 12
(Plug for DRC20-76P****)




DRC2*-40**
40 size 20
I, F, P



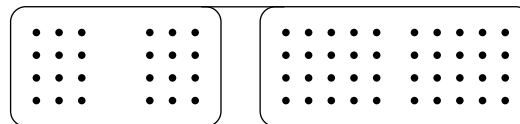
DRC1*-40**
40 size 16
I, F, P




DRC2*-50**
50 size 20
P



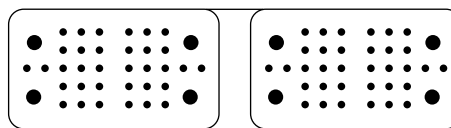
DRC2*-60**
60 size 20
P



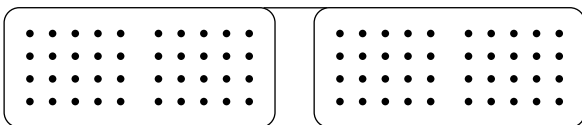
DRC2*-64**
64 size 20
P



DRC1*-70**
70 size 16
I, F, P



DRC20-76P****
68 size 20
8 size 12
P



DRC2*-80**
80 size 20
P